



Capricorn  
Louvre Series



The Capricorn Louvre Series is an all-purpose, double pass external ventilation louvre system, that maximizes airflow whilst minimizing the passage of water through the opening.

The system has an aesthetically pleasing external appearance which compliments any architectural design.

The Capricorn Series is made to measure and constructed from high quality extruded aluminium components. Our extruded products are sourced from Capral Aluminium and assembled locally in our manufacturing facilities.

Designed, manufactured and installed in-house, by our experienced drafting department and tradespeople.

#### Typical Applications;


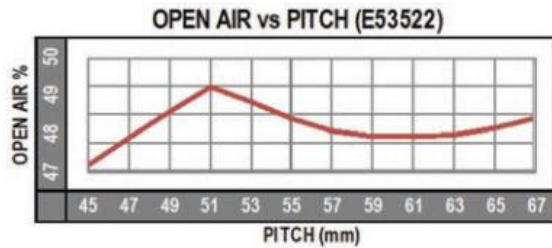
- Building Ventilation Louvres
- Mechanical Plant Screening
- Feature Screening
- Outdoor Storage Screening

#### Features of Capricorn Louvre System;

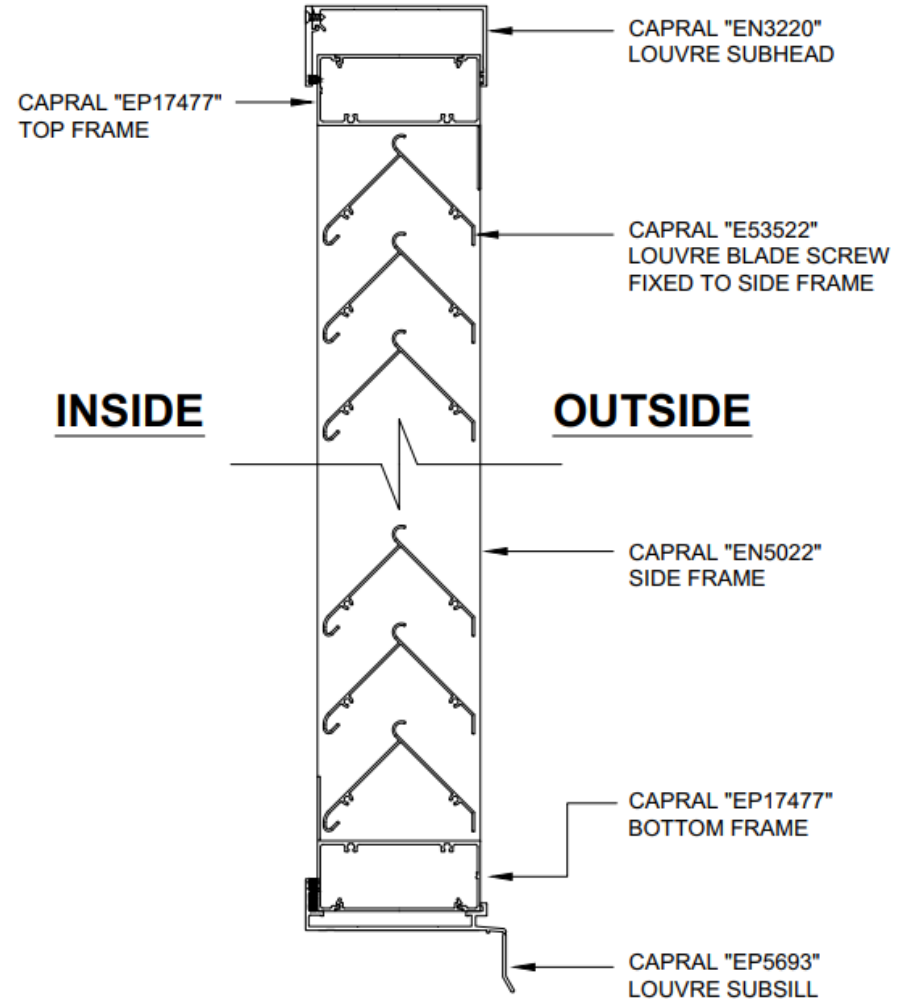
- Manufactured from quality Capral extrusions
- Wide range of powdercoating colours
- Custom made panel sizes
- Zero vision
- Horizontal and vertical blade configurations
- Little to no maintenance



# TECHNICAL SPECIFICATIONS



MINIMUM PITCH - 45mm (24mm COVERAGE)  
 NOMINAL PITCH - 61mm (8mm COVERAGE)  
 MAXIMUM PITCH - 67mm (2mm COVERAGE)



69mm x 94mm Double Sided Louvre Blade - E53522							
Maximum Design Pressure (Pa)							
<b>S (L/100)</b>	12633	9282	6650	4601	3281	2430	1845
<b>U</b>	12633	9282	7106	5615	4548	3758	3158
<b>Span</b>	<b>1200</b>	<b>1400</b>	<b>1600</b>	<b>1800</b>	<b>2000</b>	<b>2200</b>	<b>2400</b>
Maximum Design Pressure (Pa)							
<b>S (L/100)</b>	1415	1109	873	705	576	485	412
<b>U</b>	2691	2320	2021	1776	1573	1403	1259
<b>Span</b>	<b>2600</b>	<b>2800</b>	<b>3000</b>	<b>3200</b>	<b>3400</b>	<b>3600</b>	<b>3800</b>

**LEGEND:** S = Serviceability Pressure, U = Ultimate Pressure

**NOTE:** This table is based on theoretical section properties.



**COMPLETE**  
METAL FABRICATIONS (QLD)

call  
email  
mail  
visit

**(07) 4922 1387**  
**admin@cmfqld.com**  
**PO Box 9814, Frenchville, QLD 4701**  
**cmfqld.com**

